



# Year 1 Spellings

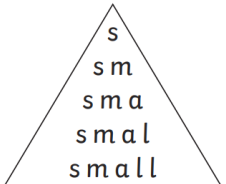






## Autumn 2

In Year 1 we need to practise reading and spelling a variety of 'tricky words'. These are words that are hard to sound out and need to be read and spelt by sight. Practising these and applying them in a variety of contexts helps your child develop their vocabulary skills, accuracy and confidence.

In school teachers will focus on these spellings below for the half term. We will allow a variety of opportunities for children to spell these words correctly and apply to dictated sentences. Below are a variety of examples of how you can practise these spellings at home with your child.

want	call	we	she	some	tall
so	what	come	here	by	why

<p><u>Look, Say, Cover, Write, Check</u></p> <ol style="list-style-type: none"> <li>1. Look at the word, what is the first letter? Look all the way through the word, notice word parts.</li> <li>2. Say the word. Stretch the word out.</li> <li>3. Cover the word. Spell the word - 'no peeking!'</li> <li>4. Write the word.</li> <li>5. Check if you spelled it correctly. Edit if needed.</li> </ol>	<p><u>Pyramid Words</u></p> <p>Write each of your words in a pyramid, adding a new letter each time.</p> 	<p><u>Rainbow Words</u></p> <p>Write your spelling words with coloured pencils. Make each letter a different colour.</p> 	<p><u>Vowel spotlight</u></p> <p>Write your spellings using one colour for the vowels and another colour for the consonants.</p> <p>(Vowels: a, e, i, o, u)</p> <p>said      your      all</p>
<p><u>Keep Copying</u></p> <p>Write your words out three times each. Use different colours if you want to.</p> <p>said said said</p> 	<p><u>Make the Headlines</u></p> <p>Cut letters out of newspapers and magazines and stick them onto paper.</p> 	<p><u>Material Variety</u></p> <p>Write your spellings using a variety of different materials.</p> <ul style="list-style-type: none"> <li>• In the Air</li> <li>• In Sand</li> <li>• Using Pegs</li> <li>• Using Lego or objects</li> <li>• Using a paintbrush and water</li> </ul> 	<p><u>Build a sentence</u></p> <p>Write each of your words within a sentence. Set yourself a challenge: Can you include more than one of your spellings in a sentence?</p> <p>He went to go to the park.</p>

